



Name of the Company	MIRCH TECHNOLOGIES LTD		
Scrp Code		Quarter Ended	30/06/2014
Partly Paid-up Shares	No. of partly paid-up shares	As a % of total no. of partly paid-up shares	As a % of total no. of shares of the company
Held by promoter/ promoter group	NIL	NIL	NIL
Held by public	NIL	NIL	NIL
Total			
Outstanding convertible securities :-	No. of outstanding securities	As a % of total no. of outstanding convertible securities	As a % of total no. of shares of the company, assuming full conversion of the convertible securities
Held by promoter/ promoter group	NIL	NIL	NIL
Held by public	NIL	NIL	NIL
Total			
Warrants:-	No. of warrants	As a % of total no. of warrants	As a % of total no. of shares of the company assuming full conversion of the warrants
Held by promoter/ promoter group	NIL	NIL	NIL
Held by public	NIL	NIL	NIL
Total			
Total paid-up capital of the company, assuming full conversion of warrants and convertible securities	800000		




(I)(a) Statement showing Shareholding Pattern under Clause 35 of the Listing Agreement

Name of the Company	MIRCH TECHNOLOGIES LTD		
Script Code		Quarter Ended	30/06/2014

Category code	Category Shareholder	Number of Shareholders	Total number of shares	Number of shares held in dematerialized form	Total Shareholding as a percentage of total number of shares		Shares pledged or otherwise encumbered	
					As a percentage of (A+B)	As a percentage of (A+B+C)	Number of shares	As a percentage
(A)	Shareholding of Promoter and Promoter Group							
1	Indian							
(a)	Individuals / Hindu Undivided Family	0	0	0	0.00	0.00	0	0.00
(b)	Central Government/ State Government(s)	0	0	0	0.00	0.00	0	0.00
(c)	Bodies Corporate	0	0	0	0.00	0.00	0	0.00
(d)	Financial Institutions/Banks	0	0	0	0.00	0.00	0	0.00
(e)	Any Other (Specify)							
	(a) Directors	3	310850	307500	38.86	38.86	0	0.00
	(b) Directors Relative	2	255444	250344	31.93	31.93	0	0.00
	(c) Person Acting in Concert	0	0	0	0.00	0.00	0	0.00
	Sub Total (A)(1)	5	566294	557844	70.79	70.79	0	0.00
2	Foreign							
(a)	Individuals (Non-Resident, Individuals/ Foreign Individuals)	0	0	0	0.00	0.00	0	0.00
(b)	Bodies Corporate	0	0	0	0.00	0.00	0	0.00
(c)	Institutions	0	0	0	0.00	0.00	0	0.00
(d)	Qualified Foreign Investor	0	0	0	0.00	0.00	0	0.00
(e)	Any Other (Specify)	0	0	0	0.00	0.00	0	0.00
	Sub Total (A)(2)	0	0	0	0.00	0.00	0	***.***
	Total Shareholding of Promoter and Promoter Group (A)=(A)(1)+(A)(2)	5	566294	557844	70.79	70.79	0	0.00






Name of the Company		MIRCH TECHNOLOGIES LTD							
Scrip Code		Quarter Ended		30/06/2014					
Category code	Category Shareholder	Number of Shareholders	Total number of shares	Number of shares held in dematerialized form	Total Shareholding as a percentage of total number of shares		Shares pledged or otherwise encumbered		
					As a percentage of (A+B)	As a percentage of (A+B+C)	Number of shares	As a percentage	
(B)	Public Shareholding							N.A.	N.A.
1	Institutions								
(a)	Mutual Funds / UTI	0	0	0	0.00	0.00			
(b)	Financial Institutions / Banks	1	100	0	0.01	0.01			
(c)	Central Government / State Government(s)	0	0	0	0.00	0.00			
(d)	Venture Capital Funds	0	0	0	0.00	0.00			
(e)	Insurance Companies	0	0	0	0.00	0.00			
(f)	Foreign Institutional Investors	0	0	0	0.00	0.00			
(g)	Foreign Venture Capital Investors	0	0	0	0.00	0.00			
(h)	Qualified Foreign Investor	0	0	0	0.00	0.00			
(i)	Any Other (Specify)	0	0	0	0.00	0.00			
	Sub Total (B)(1)	1	100	0	0.01	0.01		N.A.	N.A.
2	Non-Institutions								
(a)	Bodies Corporate	19	7258	4048	0.91	0.91			
(b)	Individuals								
(i)	Individual Shareholders holding nominal share capital up to Rs. 1 lakh	1951	223173	35432	27.90	27.90			
(ii)	Individual Shareholders holding nominal share capital in excess of Rs. 1 lakh	0	0	0	0.00	0.00			
(c)	Qualified Foreign Investor	0	0	0	0.00	0.00			
(d)	Any Other (Specify)								
(a)	N.R.I. (Repatriated & Non-Repatriated)	3	200	200	0.03	0.03			
(b)	Foreign Corporate Bodies	0	0	0	0.00	0.00			
(c)	Trust	2	2050	1950	0.26	0.26			
(d)	Hindu Undivided Family	4	925	925	0.12	0.12			
(f)	Employee	0	0	0	0.00	0.00			
(h)	Clearing Members	0	0	0	0.00	0.00			
	Sub Total (B)(2)	1979	233606	42555	29.20	29.20		N.A.	N.A.
	Total Public Shareholding (B) = (B)(1)+(B)(2)	1980	233706	42555	29.21	29.21			
	TOTAL (A)+(B)	1985	800000	600399	100.00	100.00		N.A.	N.A.
(C)	Shares held by Custodians and against which Depository Receipts have been issued								
1)	Promoter and Promoter Group	0	0	0	0.00	0.00		N.A.	N.A.
2)	Public	0	0	0	0.00	0.00		N.A.	N.A.

Name of the Company	MIRCH TECHNOLOGIES LTD		
Script Code	Quarter Ended	30/06/2014	

(I)(b) Statement showing holding of securities (including shares, warrants, convertible securities) of persons belonging to the category "Promoter and Promoter Group"

Sr. No.	Name of the Shareholder	Details of Shares held		Encumbered shares (%)			Details of Warrants		Details of convertible securities		Total Shares (Including underlying shares assuming full conversion of warrants and convertible securities as a % diluted share capital)
		Number of shares held	as a % of Grand Total (A)+(B)+(C)	Number	As a percentage	As a % of grand total (A)+(B)+(C) of sub-clause (I)(a)	Number of Warrants held	As a % total number of warrants of the same class	Number of Convertible securities held	As a % total number of convertible securities of the same class	
(I)	(II)	(III)	(IV)	(V)	(VI)=(V)/(III)*100	(VII)	(VIII)	(IX)	(X)	(XI)	(XII)
1	SHIV KUMAR LADHA	307500	38.45	0	0.00	0.00	0	0.00	0	0.00	38.45
2	HSHADEVI SHEWKUMAR LADHA	250244	31.29	0	0.00	0.00	0	0.00	0	0.00	31.29
3	Mrs. Usha S. Ladha	5100	0.63	0	0.00	0.00	0	0.00	0	0.00	0.63
4	Mr. Shiv Kumar Ladha	5200	0.40	0	0.00	0.00	0	0.00	0	0.00	0.40
5	Mr. Shiv Kumar Ladha B/c Paradise	150	0.01	0	0.00	0.00	0	0.00	0	0.00	0.01
	TOTAL	566294	70.78	0	0.00	0.00	0	0.00	0	0.00	70.78


(*) The term "encumbrance" has the same meaning as assigned to it in regulation 26(3) of the SAST Regulation, 2011



Name of the Company	MIRCH TECHNOLOGIES LTD		
Scrp Code	Quarter Ended	30/06/2014	

(D)(c)(i) Statement showing holding of securities (including shares, warrants, convertible securities) of persons belonging to the category "Public" and holding more than 1% of the total number of shares


Sr. No.	Name of the Shareholder	Total number of shares	Shares as a % of total number of shares (i.e. Grand Total (B)+(C)+(C) indicated in Statement at para (D)(a) above)	Details of Warrants		Details of convertible securities		Total Shares (including underlying shares assuming full conversion of warrants and convertible securities as a % of diluted share capital)
				Number of Warrants held	As a % total number of warrants of the same class	Number of Convertible securities held	As a % total number of convertible securities of the same class	
1	NIL	0	0.00	0	0.00	0	0.00	0.00
5	TOTAL	0	0.00	0	0.00	0	0.00	0.00



dated 30/06/2014

shares (including shares, warrants, convertible securities) of persons (together with PAC) and holding more than 5% of the total number of shares of the company.


Number of shares	Shares as a % of total number of shares (i.e. Grand Total (A)+(B)+(C) indicated in Statement at para (I)(a) above)	Details of Warrants		Details of convertible securities		Total Shares (including underlying shares assuming full conversion of warrants and convertible securities) as a % of diluted share capital
		Number of Warrants held	As a % total number of warrants of the same class	Number of Convertible securities held	% w.r.t. total number of convertible securities of the same class	
0	0.00	0	0.00	0	0.00	0.00
0	0.00					0.00



Name of the Company : MIRCH TECHNOLOGIES LTD		
Scrip Code	Quarter Ended	March 2014

Statement showing details of Locked in shares

Sr. No.	Name of the Shareholder	Total number of shares	Shares as a % of total number of shares (i.e. Grand Total (A)+(B)+(C) indicated in Statement at para (I)(a)	Promoter / Promoter Group / Public
1	NIL	0	0.00	
	TOTAL	0	0.00	



Company MIRCH TECHNOLOGIES LTD

Quarter Ended


30/06/2014

Statement showing details of Depository Receipts (DRs)

of outstanding DRs, GDRs, SDRs, etc.)	Number of outstanding DRs	Total number of shares	Shares underlying outstanding DRs as a % of total number of shares (i.e., GRAND TOTAL (A)+(B)+(C) indicated in statement at para (I)(a) above)
	NIL	NIL	NIL

Statement showing holding of Depository Receipts (DRs), where underlying shares are in excess of 1% of the total number of shares


of the DR Holder	Type of outstanding DR (ADRs, GDRs, SDRs, etc.)	Number of shares underlying outstanding DRs	Shares underlying outstanding DRs as a % of total number of shares (i.e., GRAND TOTAL (A)+(B)+(C) indicated in statement at para (I)(a) above)
	NIL	NIL	NIL




MIRCH TECHNOLOGIES LTD
 SUMMARY OF FINAL SHAREHOLDING PATTERN

30/06/20


DATE CATEGORY	DESCRIPTION	NO. OF SHARES	% OF CAPITAL	NO. OF HOLDERS	% OF HOLDERS
00	INDIVIDUALS	223173	27.90	1951	98.29
31	BODIES CORPORATE	7258	0.91	19	0.96
41	DIRECTORS	310850	38.86	3	0.15
42	DIRECTORS RELATIVES	255444	31.93	2	0.10
52	PRIVATE SECTOR BANKS	100	0.01	1	0.05
94	N.R.I. (NON-REPAT)	200	0.03	3	0.15
97	TRUST	2050	0.26	2	0.10
98	HINDU UNDIVIDED FAMILY	925	0.12	4	0.20
TOTAL	----->	800000	100.00	1985	100.00




FOLIO NO.	NAME OF THE HOLDER	SHARES	% CAPITAL
IN300749-10968045	SHIV KUMAR LADHA	307500	38.41
IN300749-10968136	USHALEVI SHIVKUMAR LADHA	250344	31.29
DS0002	Mr. C. D. Malani	5786	0.73
U00046	Mrs. Uma S. Ladha	5100	0.64
S00485	Mr. Shiv Kumar Ladha	3200	0.40
1202650000036960	RAHUL ANANTRAI MEHTA	3128	0.39
IN300409-10165509	PRAVIN JAGMDHANDAS MEHTA	2250	0.28
R00303	Mrs. Renuka Praveen Mehta	2250	0.28
P00200	Mrs. Panna Deyi Kajarla	2100	0.26
1203790000092080	LILY FINANCIAL AND INVESTMENT CO. (2100	0.26
1203320000012158	HITESHKUMAR NARANBHAI PATEL	2000	0.25
G00090	Mr. Govindbhai Baldevbhai Desai	2000	0.25
IN301330-18472273	CUSTODIAN A/C - BHUPENDRA C DALAL	1950	0.24
K00136	Mr. Kushnood P. Battiwal Pareiras Co	1750	0.22
R00284	Regal Holding Pvt. Ltd.	1700	0.21
S00507	Mr. Shailesh Kumar Khaitan	1500	0.19
M00266	Mrs. Minali Dey	1350	0.17
J00181	Jagdish Penatal Sandhi	1250	0.16
DS0006	Mr. Surendrakumar N. Shah	1200	0.15
A00226	Mr. Ashok C. Samani	1150	0.14
IN300011-10003221	ASHOK C SAMANI	1140	0.14
IN300159-10967823	HARKRISHIN T CHANDIRAMANI	1000	0.12
1203070000279956	VALLIAPPAN VALLIAMMAI	950	0.12
V00088	Mr. V. Ramanojchari	950	0.12
S00489	M/s S.G. Glass Works Pvt. Ltd.	900	0.11
D00157	Mr. Dhulipala Pallabhai Rammayya	850	0.10
1201070000038623	PRATYUSH ASHWINBHAI SHAH	800	0.10
IN300513-10125616	MANISH MANUBHAI SHAH	800	0.10
IN300118-11247990	VISHWA DEEPAK	770	0.09
1204720000115778	R M SUBRAMANIAM	750	0.09
V00126	Mr. Vinod Bhaichand Mehta	750	0.09
N00126	Mrs. Nalini Narayan Sekhsaria	750	0.09
S00484	Mr. Shyam tulsidas Tejwani	700	0.08
S00510	Mr. Ashok Chandrakant Samani	700	0.08
IN301348-20008220	NIRSHILP SECURITIES PVT. LTD.	700	0.08
A00195	Mr. Ashok Anuja 15/B/3 M.M.Road,	700	0.08
S00469	Mr. Pankaj Dattaraj Shah	650	0.08
R00280	Mr. Ramanaiklal Morarji Desai	600	0.07
D00151	Ms. Diana Dhun Ratnagar	600	0.07
E00015	Mrs. Dhun Zal Eranca	600	0.07
J00092	Mr. Jhamraj Ranchand Bhamhani	600	0.07
J00172	Mr. J. M. Kapur	600	0.07
L00019	Mr. Lakman Dattatraya Kulkarni	600	0.07
M00047	Mr. Mukund Devchand Baidani	600	0.07
N00104	Mr. Nagji Sojpal Naria	600	0.07
P00215	Sri. Premvati	600	0.07
P00226	Mrs. Papu Prabhod Kirchandani	600	0.07
Y00012	Mr. Yatin Kumar Bansal	600	0.07
IN301151-12067110	INDIRA MULJIBHAI DOSHI	600	0.07
H00065	Mrs. Hanea Raj Khanna	600	0.07
00050	TOTAL SHARES	621268	77.65




FOLIO NO.	NAME OF THE HOLDER	SHARES	% CAPITAL
OS0002	Mr. C. D. Malani	5786	0.72
1202650000026960	RAHUL ANANTRAI MEHTA	3128	0.39
IN300409-10165509	PRAVIN JAGMOHANDAS MEHTA	2250	0.28
R00303	Mrs. Renuka Praveen Mehta	2250	0.28
P00200	Mrs. Panna Devi Kajaria	2100	0.26
G00090	Mr. Govindbhai Baldevbhai Desai	2000	0.25
1203320000012158	HITESHKUMAR NARANBHAI PATEL	2000	0.25
K00136	Mr. Kushroo P. Batliwal Pereira Co	1750	0.21
S00507	Mr. Shailesh Kumar Khaitan	1500	0.18
M00266	Mrs. Minali Dey	1350	0.16
J00181	Jagdish Penatali Gandhi	1250	0.15
OS0006	Mr. Surendrakumar N. Shah	1200	0.15
A00226	Mr. Ashok C. Samani	1150	0.14
IN300011-10003221	ASHOK C SAMANI	1140	0.14
IN300159-10867823	HARKRISHIN T CHANDIRAMANI	1000	0.12
12030700000279956	VALLIAPPAN VALLIAMMAI	950	0.11
V00058	Mr. V. Ramanujchari	950	0.11
D00157	Mr. Dhulipala Pallabhai Rammayya	850	0.10
1201070000038623	PRATYUSH ASHWINBHAI SHAH	800	0.10
IN300513-10125618	MANISH MANUBHAI SHAH	800	0.10
IN300118-11247990	VISHWA DEEPAK	770	0.09
1204720000115778	R M SUBRAMANIAM	750	0.09
V00126	Mr. Vinod Bhaichand Mehta	750	0.09
N00126	Mrs. Nalini Narotam Sekhsaria	750	0.09
S00484	Mr. Bhyasa Tulaidasa Tejnani	700	0.08
S00510	Mr. Ashok Chandrakant Samani	700	0.08
A00195	Mr. Ashok Ahuja 15/B/3 M.M.Road,	700	0.08
S00469	Mr. Pankaj Dlatrai Shah	650	0.08
R00280	Mr. Ramanaiklal Morarji Desai	600	0.07
D00151	Ms. Diana Dhun Ratnagar	600	0.07
E00015	Mrs. Dhun Zal Erancee	600	0.07
J00172	Mr. J. M. Kapur	600	0.07
J00092	Mr. Jhannai Ranchand Bhanbani	600	0.07
M00047	Mr. Mukund Devachand Saindani	600	0.07
L00019	Mr. Laxman Dattatraya Kulkarni	600	0.07
P00215	Smt. Pranvati	600	0.07
P00226	Mrs. Papu Prahlad Mirchandani	600	0.07
Y00012	Mr. Yatin Kumar Bansal	600	0.07
N00104	Mr. Nagji Sojpal Maria	600	0.07
H00065	Mrs. Hansa Raj Khanna	600	0.07
IN300142-10037089	DHUN ZAL ERANCEE	600	0.07
IN302582-10011506	SHEELA TALKASHI CHHEDA	600	0.07
IN300484-10334115	G N RAVINDRANATH	600	0.07
IN300095-11415372	Indira Kumar Bagri	600	0.07
IN300118-10367394	MANISH BANSAL	600	0.07
IN301151-12067110	INDIRA MULJIBHAI DOSHI	600	0.07
N00153	Shri Nanandra Nath	600	0.07
S00164	Mr. Sujin Janardhan Nayak	600	0.07
S00328	Mr. Sadanand Raghunath Tendolkar	600	0.07
D00126	Mr. Chandrakant Bhagwandas Sonani	550	0.06
00050	TOTAL SHARES ----->	53124	6.64




SLID NO.	NAME OF THE HOLDER	SHARES	% CAPITAL
203790000092080	LILY FINANCIAL AND INVESTMENT CO. (2100	0.26
00284	Regal Holding Pvt. Ltd.	1700	0.21
00489	M/s S.S. Glass Works Pvt. Ltd.	900	0.11
0301348-20008220	NIRSHILP SECURITIES PVT. LTD.	700	0.08
0301565-10029045	TRANSWORLD SECURITIES LT	380	0.04
00300	River Valley Tea Co. Pvt. Ltd.	350	0.04
00123	Mr. D Chakravorti Indian Explosives	200	0.02
0303028-51468189	BA CAPITAL SERVICES LTD	150	0.01
0302365-10000130	SHRI PARABRAM HOLDINGS PVT.LTD.	145	0.01
001350000035841	CIL SECURITIES LIMITED	100	0.01
001770100075062	HEM SECURITIES LIMITED	100	0.01
0300724-10000158	M/S NOBLEMAN MANAGEMENT CONSULTANT	100	0.01
0301143-10095924	MASTER CAPITAL SERVICES LTD	100	0.01
0024200000000010	TRUSTLINE SECURITIES LTD	98	0.01
0033200000000066	ANGEL BROKING PRIVATE LIMITED.	50	0.00
00372	Shreyash Udyog Pvt Ltd.	50	0.00
002920000074327	USEL SECURITIES LTD (003)	24	0.00
00588	DWAR SOFTWARE LTD	10	0.00
0013200000015699	ASIT D. MEHTA INVESTMENT INTERRMEDI	1	0.00
019	TOTAL SHARES ----->	7258	0.90



FOLIO NO.	NAME OF THE HOLDER	SHARES	% CAPITAL
IN300749-10986048	SHIV KUMAR LADHA	307500	38.41
500485	Mr. Shiv Kumar Ladha	3200	0.41
5A0485	Mr. Shiv Kumar Ladha A/c Paradise	150	0.02
00003	TOTAL SHARES ----->	310850	38.84




FOLIO NO.	NAME OF THE HOLDER	SHARES	% CAPITA
IN300749-10968136 U00046	USHADEVI SHIVKUMAR LADHA Mrs. Usha S. Latha	250344 5100	31.2 0.6
00002	TOTAL SHARES →	255444	31.9




FOLIO NO.	NAME OF THE HOLDER	SHARES	% CAPITA
N00279	Mandavi Co-op. Bank Limited	100	0.0
00001	TOTAL SHARES ----->	100	0.0




SI NO.	NAME OF THE HOLDER	SHARES	% CAPITAL
0214-15750264	PRAVIN BANNER	100	0.01
0829-10792949	MATCHHAR ATUL, P.	50	0.00
0829-10791567	MATCHHAR BHARAT, P.	50	0.00
03	TOTAL SHARES ----->	200	0.02



ED NO.	NAME OF THE HOLDER	SHARES	% CAPITAL
01330-18472273 196	CUSTODIAN A/C - BHUPENDRA C DALAL Bank of India Executor & Trustee De	1950 100	0.24 0.01
02	TOTAL SHARES ----->	2050	0.25



FOLIO NO.	NAME OF THE HOLDER	SHARES	% CAPITAL
L302950000008195	JAYESH NARENDRA KESHARIA	500	0.06
L3011903000035664	MUKESH MANHARLAL PAREKH (HUF)	200	0.02
L301740000157411	MUKUND SUNDARA RAGHAVAN (HUF)	125	0.01
IN301645-10513567	GALITAM VADILAL SHAH	100	0.01
00004	TOTAL SHARES	925	0.11



MIRCH TECHNOLOGIES LTD

DISTRIBUTION OF HOLDINGS

SHARE HOLDING OF NOMINAL VALUE OF (1)	NUMBER (2)	% TO TOTAL (3)	IN RS. (4)	% TO TOTAL (5)
UPTO 5,000	1926	97.03	1733820	21.67
5,001 - 10,000	38	1.91	258700	3.23
10,001 - 20,000	11	0.55	169900	2.12
20,001 - 30,000	4	0.20	67000	1.09
30,001 - 40,000	2	0.10	63280	0.79
50,001 - 1,00,000	3	0.10	108860	1.36
1,00,001 AND ABOVE	2	0.10	5578440	69.73
TOTAL =>	1985	100.00	8000000	100.00

