


Name of the Company	MIRCH TECHNOLOGIES LTD		
Script Code		Quarter Ended	30/09/2014

Partly Paid-up Shares	No. of partly paid-up shares	As a % of total no. of partly paid-up shares	As a % of total no. of shares of the company
Held by promoter/ promoter group	NIL	NIL	NIL
Held by public	NIL	NIL	NIL
Total			

Outstanding convertible securities :-	No. of outstanding securities	As a % of total no. of outstanding convertible securities	As a % of total no. of shares of the company, assuming full conversion of the convertible securities
Held by promoter/ promoter group	NIL	NIL	NIL
Held by public	NIL	NIL	NIL
Total			

Warrants:-	No. of warrants	As a % of total no. of warrants	As a % of total no. of shares of the company assuming full conversion of the warrants
Held by promoter/ promoter group	NIL	NIL	NIL
Held by public	NIL	NIL	NIL
Total			

Total paid-up capital of the company, assuming full conversion of warrants and convertible securities	800000
---	--------



1) (a) Statement showing Shareholding Pattern under Clause 37 of the Listing Agreement

Name of the Company: MIRCH TECHNOLOGIES LTD
 Scrip Code: _____
 Quarter Ended: 30/09/2014

Category code	Category Shareholder	Number of Shareholders	Total number of shares	Number of shares held in dematerialized form	Total Shareholding as a percentage of total number of shares		Shares pledged or otherwise encumbered
					As a percentage of (A+B)	As a percentage of (A+B+C)	
(A)	Shareholding of Promoter and Promoter Group						
1	Indian						
(a)	Individuals / Hindu Undivided Family	0		0	0.00	0.00	0.00
(b)	Central Government/ State Government(s)	0		0	0.00	0.00	0.00
(c)	Bodies Corporate	0		0	0.00	0.00	0.00
(d)	Financial Institutions/Banks	0		0	0.00	0.00	0.00
(e)	Any Other (Specify)						
	(a) Directors	3	310850	307500	38.86	38.86	0.00
	(b) Directors Relative	2	255444	250344	31.93	31.93	0.00
	(c) Person Acting in Concert	0	0	0	0.00	0.00	0.00
	Sub Total (A)(1)	5	566294	557844	70.79	70.79	0.00
2	Foreign						
(e)	Individuals (Non-Resident Individuals/ Foreign Individuals)	0		0	0.00	0.00	0.00
(b)	Bodies Corporate	0		0	0.00	0.00	0.00
(c)	Institutions	0		0	0.00	0.00	0.00
(d)	Qualified Foreign Investor	0		0	0.00	0.00	0.00
(e)	Any Other (Specify)	0		0	0.00	0.00	0.00
	Sub Total (A)(2)	0	0	0	0.00	0.00	0.00
	Total Shareholding of Promoter and Promoter Group (A)=(A)(1)+(A)(2)	5	566294	557844	70.79	70.79	0.00



MIRCH TECHNOLOGIES LTD


Name of the Company

Script Code

Quarter Ended

30/09/2014

Category code	Category Shareholder	Number of Shareholders	Total number of shares	Number of shares held in dematerialized form	Total Shareholding as a percentage of total number of shares	As a percentage of (A+B)	As a percentage of (A+B+C)	Number of shares	Shares pledged or otherwise encumbered
(B)	Public Shareholding							N.A.	N.A.
1	Institutions								
(a)	Mutual Funds / UTI	0	0	0	0.00	0.00	0.00		
(b)	Financial Institutions / Banks	1	100	0	0.01	0.01	0.01		
(c)	Central Government / State Government(s)	0	0	0	0.00	0.00	0.00		
(d)	Venture Capital Funds	0	0	0	0.00	0.00	0.00		
(e)	Insurance Companies	0	0	0	0.00	0.00	0.00		
(f)	Foreign Institutional Investors	0	0	0	0.00	0.00	0.00		
(g)	Foreign Venture Capital Investors	0	0	0	0.00	0.00	0.00		
(h)	Qualified Foreign Investor	0	0	0	0.00	0.00	0.00		
(i)	Any Other (Specify)	0	0	0	0.00	0.00	0.00		
	Sub Total (B)(1)	1	100	0	0.01	0.01	0.01	N.A.	N.A.
2	Non-Institutions								
(a)	Bodies Corporate	20	6849	3639	0.86	0.86	0.86		
(b)	Individuals								
(i)	Individual Shareholders holding nominal share capital up to Rs. 1 lakh	1931	223474	36133	27.93	27.93	27.93		
(ii)	Individual Shareholders holding nominal share capital in excess of Rs. 1 lakh	0	0	0	0.00	0.00	0.00		
(c)	Qualified Foreign Investor	0	0	0	0.00	0.00	0.00		
(d)	Any Other (Specify)								
	(a) N.R.I. (Repeat & Non-Repeat.)	3	200	200	0.03	0.03	0.03		
	(b) Foreign Corporate Bodies	0	0	0	0.00	0.00	0.00		
	(c) Trust	2	2050	1950	0.26	0.26	0.26		
	(d) Hindu Undivided Family	4	1033	1033	0.13	0.13	0.13		
	(f) Employee	0	0	0	0.00	0.00	0.00		
	(h) Clearing Members	0	0	0	0.00	0.00	0.00		
	Sub Total (B)(2)	1980	233606	42955	29.20	29.20	29.20	N.A.	N.A.
	Total Public Shareholding (B)=(B)(1)+(B)(2)	1981	233706	42955	29.21	29.21	29.21		
	TOTAL (A)+(B)	1986	800000	600799	100.00	100.00	100.00	N.A.	N.A.
(C)	Shares held by Custodians and against which Depository Receipts have been issued								
1)	Promoter and Promoter Group	0	0	0	0.00	0.00	0.00	N.A.	N.A.
2)	Public	0	0	0	0.00	0.00	0.00	N.A.	N.A.
	Sub-Total (C)	0	0	0	0.00	0.00	0.00	N.A.	N.A.
	GRAND TOTAL (A)+(B)+(C)	1986	800000	600799	100.00	100.00	100.00	N.A.	N.A.



Name of the Company	MIRCH TECHNOLOGIES LTD	
Script Code	Quarter Ended	30/09/2014

(C) (b) Statement showing holding of securities (including shares, warrants, convertible securities) of persons belonging to the category "Promoter and Promoter Group"

Sr. No.	Name of the Shareholder	Details of Shares held		Encumbered shares (*)		Details of Warrants		Details of convertible securities		Total Shares (including underlying full conversion of warrants and convertible securities as a % diluted share capital)
		Number of shares held	as a % of Grand Total (A)+(B)+(C)	Number	As a percentage	Number of Warrants held	As a % total number of warrants of the same class	Number of convertible securities held	As a % total number of convertible securities of the same class	
(I)	(II)	(III)	(IV)	(V)	(VI)=(V)/(III)*100	(VII)	(VIII)	(IX)	(X)	(XI)
1	SHIV KUMAR LADHA	307500	36.43	0	0.00	0	0.00	0	0.00	38.43
2	USHAKANT SHEKUMAR LADHA	256344	31.29	0	0.00	0	0.00	0	0.00	31.29
3	Mrs. Usha S. Ladha	5100	0.63	0	0.00	0	0.00	0	0.00	0.63
4	Mr. Shiv Kumar Ladha	3200	0.40	0	0.00	0	0.00	0	0.00	0.40
5	Mr. Shiv Kumar Ladha A/c Paradise	150	0.02	0	0.00	0	0.00	0	0.00	0.02
	TOTAL	566294	70.78	0	0.00	0	0.00	0	0.00	70.78

(*) The term "encumbrance" has the same meaning as assigned to it in regulation 25(C3) of the SEBT Regulation, 2011



Name of the Company	MIRCH TECHNOLOGIES LTD
Scrip Code	Quarter Ended
	30/09/2014

(TTC)(2) Statement showing holding of securities (including shares, warrants, convertible securities) of persons belonging to the category 'Public' and holding more than 1% of the total number of shares


Sr. No.	Name of the Shareholder	Total number of shares	Shares as a % of total number of shares (i.e. Grand Total (A)+(B)+(C) indicated in Statement at para (I)(a) above)	Details of Warrants		Details of convertible securities		Total Shares (including underlying shares assuming full conversion of warrants and convertible securities as a % of diluted share capital)
				Number of Warrants held	As a % of total number of warrants of the same class	Number of convertible securities held	As a % of total number of convertible securities of the same class	
1	MIL	0	0.00	0	0.00	0	0.00	0.00
TOTAL		0	0.00	0	0.00	0	0.00	0.00



Name of the Company	MIRCH TECHNOLOGIES LTD		
Script Code	Quarter Ended	30/09/2014	

(D)(C)(II) statement showing holding of securities (including shares, warrants, convertible securities) of persons (together with PRC) belonging to the category 'Public' and holding more than 5% of the total number of shares of the company


Sr. No.	Name(s) of the Shareholder(s) and the Persons Acting in Concert (PRC) with them	Number of shares	Shares as a % of total number of shares (i.e. Grand Total (A)+(D)+(E) indicated in Statement at para (I)(a) above)	Details of Warrants		Details of convertible securities		Total Shares (including underlying shares assuming full conversion of warrants and convertible securities) as a % of diluted share capital
				Number of Warrants held	As a % total number of warrants of the same class	Number of convertible securities held	% w.r.t. total number of convertible securities of the same class	
1	MIL	0	0.00	0	0.00	0	0.00	0.00
2	TOTAL	0	0.00					0.00



Name of the Company	MIRCH TECHNOLOGIES LTD
Quarter Ended	30/09/2014

Statement showing details of locked-in shares

Sr. No.	Name of the Shareholder	Total number of shares	Shares as a % of total number of shares (i.e. Grand Total (A)+(B)+(C) indicated in Statement at para (D)(a))	Promoter / Promoter Group / Public
1	NIL	0	0.00	
	TOTAL	0	0.00	



Name of the Company	MIRCH TECHNOLOGIES LTD
Scrip Code	
Quarter Ended	30/09/2014

(II)(a) Statement showing details of Depository Receipts (DRs)

Sr. No.	Type of outstanding DR (ADDRs, GDRs, SDRs, etc.)	Number of outstanding DRs	Total number of shares	Shares underlying outstanding DRs as a % of total number of shares (i.e., GRAND TOTAL (A)+(B)+(C) indicated in statement at para (I)(a) above}
	NIL	NIL	NIL	NIL
	TOTAL			

(II)(b) Statement showing holding of Depository Receipts (DRs), where underlying shares are in excess of 1% of the total number of shares


Sr. No.	Name of the DR Holder	Type of outstanding DR (ADDRs, GDRs, SDRs, etc.)	Number of Shares underlying outstanding DRs	Shares underlying outstanding DRs as a % of total number of shares (i.e., GRAND TOTAL (A)+(B)+(C) indicated in statement at para (I)(a) above}
		NIL	NIL	NIL
	TOTAL			



MIRCH TECHNOLOGIES LTD
SUMMARY OF FINAL SHAREHOLDING PATTERN


30/09/2014

GATE	DESCRIPTION	NO. OF SHARES	% OF CAPITAL	NO. OF HOLDERS	% OF HOLDERS
00	INDIVIDUALS	223474	27.93	1951	98.24
31	BODIES CORPORATE	6849	0.86	20	1.01
41	DIRECTORS	310850	38.86	3	0.15
42	DIRECTORS RELATIVES	255444	31.93	2	0.10
52	PRIVATE SECTOR BANKS	100	0.01	1	0.05
94	N.R.I. (NON-REPAT)	200	0.03	3	0.15
97	TRUST	2050	0.26	2	0.10
98	HINDU UNDIVIDED FAMILY	1033	0.13	4	0.20
TOTAL		800000	100.00	1986	100.00




MIRCH TECHNOLOGIES LTD
LIST OF TOP 50 COMBINE CATEGORY

FOLIO NO.	NAME OF THE HOLDER	SHARES	% CAPITAL
IN300749-10968048	SHIV KUMAR LADHA	307300	38.43
IN300749-10968136	USHADEVI SHIVKUMAR LADHA	250344	31.29
DS0002	Mr. C. D. Malani	5786	0.72
U00046	Mrs. Usha S. Ladha	5100	0.63
S00485	Mr. Shiv Kumar Ladha	3200	0.40
1202650000026960	RAHUL ANANTRAI MEHTA	3128	0.39
IN300409-10165509	PRAVIN JAGMOHANDAS MEHTA	2250	0.28
R00303	Mrs. Renuka Praveen Mehta	2250	0.28
P00200	Mrs. Panna Devi Kajaria	2100	0.26
12037900000092080	LILY FINANCIAL AND INVESTMENT CO. (2100	0.26
12033200000012158	HITESHKUMAR NARANBHAI PATEL	2000	0.25
G00090	Mr. Govindbhai Baldevbhai Desai	2000	0.25
IN301330-18472273	CUSTODIAN A/C - BHUPENDRA C DALAL	1950	0.24
K00136	Mr. Kushroo P. Batliwal Pareiras Co	1750	0.21
R00284	Regal Holding Pvt. Ltd	1700	0.21
S00507	Mr. Shailesh Kumar Khaitan	1500	0.18
M00266	Mrs. Minali Dey	1350	0.16
J00181	Jagdish Panalal Gandhi	1250	0.15
DS0006	Mr. Surendrakumar N. Shah	1200	0.15
A00226	Mr. Ashok C. Samani	1150	0.14
IN300011-10003221	ASHOK C SAMANI	1140	0.14
IN300159-10867823	HARKRISHIN T CHANDIRAMANI	1000	0.12
H00084	Mrs. Hardevi D. Bhavanani	1000	0.12
V00088	Mr. V. Ramanujchari	950	0.11
12030700000279956	VALLIAPPAN VALLIAMMAI	950	0.11
S00489	M/s S.G. Glass Works Pvt. Ltd.	900	0.11
D00157	Mr. Dhulipala Pallabhai Rammayya	850	0.10
12010700000038623	PRATYUSH ASHWINSHAI SHAH	800	0.10
IN300513-10125618	MANISH MANUBHAI SHAH	800	0.10
IN300118-11247990	VISHWA DEEPAK	770	0.09
12047200000115778	R M SUBRAMANIAM	750	0.09
V00126	Mr. Vinod Bhaichand Mehta	750	0.09
N00126	Mrs. Nalini Narotam Sekhsaria	750	0.09
S00484	Mr. Shyam tulsides Tejhani	700	0.08
S00510	Mr. Ashok Chandrakant Samani	700	0.08
A00195	Mr. Ashok Ahuja 15/B/3 M.M.Road,	700	0.08
S00469	Mr. Pankaj Dlatrai Shah	650	0.08
13029500000008195	JAYESH NARENDRA KESHARIA	608	0.07
IN300142-10037089	DHUN ZAL ERANCE	600	0.07
IN302582-10011506	SHEELA TALKASHI CHHEDA	600	0.07
IN300484-10334115	G N RAVINDRANATH	600	0.07
IN300095-11415372	Indra Kumar Bagri	600	0.07
IN300118-10367594	MANISH BANSAL	600	0.07
IN301151-12067110	INDIRA MULJIBHAI DOSHI	600	0.07
H00065	Mrs. Hansa Raj Khanna	600	0.07
N00153	Shri Narendra Nath	600	0.07
S00164	Mr. Sujir Janardhan Nayak	600	0.07
S00328	Mr. Sadanand Raghunath Tendolkar	600	0.07
100280	Mr. Ramanaklel Morarji Desai	600	0.07
00151	Ms. Diana Dhun Ratnagar	600	0.07
050	TOTAL SHARES	621576	77.69

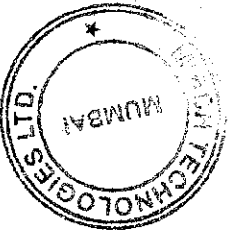


FOLIO NO.	NAME OF THE HOLDER	SHARES	% CAPITAL
050002	Mr. C. D. Malani	5786	0.72
1202650000026760	RAHUL ANANTRAI MEHTA	3128	0.39
IN300409-10165509	PRAVIN JAGMOHANDAS MEHTA	2250	0.28
R00303	Mrs. Renuka Praveen Mehta	2230	0.28
P00200	Mrs. Panna Devi Kajaria	2100	0.26
G00090	Mr. Govindbhai Baldevbhai Desai	2000	0.25
1203320000012158	HITESHKUMAR NARANBHAI PATEL	2000	0.25
K00136	Mr. Kushroo P. Batliwal Pereira Co	1750	0.21
S00507	Mr. Shailesh Kumar Khaitan	1500	0.18
M00266	Mrs. Minali Day	1350	0.16
J00181	Jagdish Panalal Gandhi	1250	0.15
050006	Mr. Surendrakumar N. Shah	1200	0.15
A00226	Mr. Ashok C. Samani	1150	0.14
IN300011-10003221	ASHOK C SAMANI	1140	0.14
IN300159-10867823	HARKRISHIN T CHANDIRAMANI	1000	0.12
H00064	Mrs. Hardevi D. Bhavanani	1000	0.12
V00088	Mr. V. Ramanujchari	950	0.11
12030700000279956	VALLIAPPAN VALLIAMMAI	950	0.11
D00157	Mr. Dhulipala Paltabhai Rammayya	850	0.10
1201070000038623	PRATYUSH ASHWINBHAI SHAH	800	0.10
IN300513-10125618	MANISH MANUBHAI SHAH	800	0.10
IN300118-11247990	VISHWA DEEPAK	770	0.09
1204720000115778	R M SUBRAMANIAM	750	0.09
V00126	Mr. Vinod Bhaichand Mehta	750	0.09
N00126	Mrs. Nalini Nandam Sekhsaria	750	0.09
S00484	Mr. Shyam tulsidas Tejwani	700	0.08
S00510	Mr. Ashok Chandrakant Samani	700	0.08
A00195	Mr. Ashok Ahuja 15/B/3 M.M.Road,	700	0.08
S00469	Mr. Pankaj Dlatrai Shah	650	0.08
R00280	Mr. Ramanaiklal Morarji Desai	600	0.07
D00151	Ms. Diana Dhun Rathagar	600	0.07
E00015	Mrs. Dhun Zal Eranee	600	0.07
M00047	Mr. Mukund Devachand Saindani	600	0.07
L00019	Mr. Laxman Dattatraya Kulkarni	600	0.07
P00215	Smt. Premvati	600	0.07
P00226	Mrs. Papu Prahlad Mirchandani	600	0.07
Y00012	Mr. Yatin Kumar Bansal	600	0.07
N00104	Mr. Nagji Sojpal Naria	600	0.07
H00065	Mrs. Hansa Raj Khanna	600	0.07
IN300142-10037089	DHUN ZAL ERANEE	600	0.07
IN302582-10011506	SHEELA TALKASHI CHHEDA	600	0.07
IN300484-10334115	G N RAVINDRANATH	600	0.07
IN300095-11415372	Indra Kumar Bagri	600	0.07
IN300118-10367594	MANISH BANSAL	600	0.07
IN301151-12067110	INDIRA MULJIBHAI DOSHI	600	0.07
N00153	Shri Narendra Nath	600	0.07
S00164	Mr. Sujir Janardhan Nayak	600	0.07
S00328	Mr. Sadanand Raghunath Tendolkar	600	0.07
C00126	Mr. Chandrakant Bhagwandas Sonani	550	0.06
K00199	Mr. Krishna Kengikumar Bhatia	500	0.06
00050	TOTAL SHARES ----->	53424	6.67



MIRCH TECHNOLOGIES LTD
LIST OF BODIES CORPORATE

FOLIO NO.	NAME OF THE HOLDER	SHARES	% CAPITAL
1203790000092080	LILY FINANCIAL AND INVESTMENT CO. (2100	0.26
R00284	Regal Holding Pvt. Ltd.	1700	0.21
S00489	M/S S.G. Glass Works Pvt. Ltd.	900	0.11
IN301565-10029045	TRANSWORL D SECURITIES LT	380	0.04
R00300	River Valley Tea Co. Pvt. Ltd.	350	0.04
IN302365-10000130	SHRI PARASRAM HOLDINGS PVT.LTD.	262	0.03
D00123	Mr. D Chakravarti Indian Explosives	200	0.02
IN301348-20008220	NIRSHILP SECURITIES PVT. LTD.	163	0.02
IN303028-51468189	3A CAPITAL SERVICES LTD	150	0.01
1201350000035841	CIL SECURITIES LIMITED	100	0.01
1201770100075062	HEM SECURITIES LIMITED	100	0.01
IN300724-10000158	M/S NOBLEMAN MANAGEMENT CONSULTANT	100	0.01
IN301143-10095924	MASTER CAPITAL SERVICES LTD	100	0.01
1202420000000010	TRUSTLINE SECURITIES LTD	78	0.01
1203320000000066	ANGEL BROKING PRIVATE LIMITED.	50	0.00
S00372	Shreyash Udyog Pvt Ltd.	50	0.00
1202920000074327	JSEL SECURITIES LTD (003)	24	0.00
12026200000116559	KRISHNA R INVESTMENT PVT LTD	11	0.00
D00588	DWAR SOFTWAER LTD	10	0.00
1201320000015699	ASIT C. MEHTA INVESTMENT INTERMEDI	1	0.00
00020	TOTAL SHARES	6849	0.85



MIRCH TECHNOLOGIES LTD
 LIST OF N.R.I. (NON-REPAT)

Page No : 00001
 30/09/2014

FOLIO NO.	NAME OF THE HOLDER	SHARES	% CAPITAL
IN300214-15750264	PRAVIN BANKER	100	0.01
IN300829-10792949	MATCHHAR ATUL. P.	50	0.00
IN300829-10791267	MATCHHAR SHARAT. P.	50	0.00
00003	TOTAL SHARES	200	0.02



MIRCH TECHNOLOGIES LTD
 LIST OF TRUST

Page NO : 00001
 30/09/2014

FOLIO NO.	NAME OF THE HOLDER	SHARES	% CAPITAL
IN301330-18472273	CUSTODIAN A/C - SHUPENDRA C DALAL	1990	0.24
800196	BANK OF INDIA EXECUTOR & TRUSTEE DE	100	0.01
00002	TOTAL SHARES	2090	0.25



MIRCH TECHNOLOGIES LTD
 LIST OF HINDU UNDIVIDED FAMILY

1995 150 00000
 30/09/2014

FOLIO NO.	NAME OF THE HOLDER	SHARES	% CAPITAL
1302950000008195	JAYESH NARENDRA KESHARIA	608	0.07
130119030000355664	MUKESH MANHARLAL PAREKH (HUF)	200	0.02
1301740000157411	MUKUND SUNDARA RAGHAVAN (HUF)	125	0.01
IN301645-10513867	GAUTAM VADILAL SHAH	100	0.01
00004	TOTAL SHARES	1033	0.12



MIRCH TECHNOLOGIES LTD

DISTRIBUTION OF HOLDINGS

30/09/2014

SHARE HOLDING OF NOMINAL VALUE OF (1)	NUMBER (2)	% TO TOTAL (3)	IN RS. (4)	% TO TOTAL (5)
UPTO 5,000	1928	97.08	1736740	21.71
5,001 - 10,000	27	1.06	220780	3.20
10,001 - 20,000	11	0.55	169700	2.12
20,001 - 30,000	4	0.20	87000	1.07
30,001 - 40,000	2	0.10	63280	0.79
50,001 - 1,00,000	2	0.10	108860	1.36
1,00,001 AND ABOVE	2	0.10	5378440	67.73
TOTAL =>	1986	100.00	8000000	100.00

